



jobsite companion



NEW IN VERSION 2.0

2 Way Communication

Job files can be sent from Cabinet Vision or Cabnetware to Jobsite Companion and vice versa

Be Objective

Place your electrical and plumbing markers as true objects

Your Choice






Enter your measurements in either fractions or decimals

WHEN TIME IS MONEY

EVERY SECOND COUNTS

Looking for an easy-to-use software tool that will speed up the Design to Manufacturing process—beginning with field measurements, through to design, manufacturing, and then on to the installation? Look no further.

Jobsite Companion is a software tool that runs on a Windows™ Mobile device and enables the cabinetmaker to input room and cabinet dimensions, take notes, mark electrical and plumbing locations, attach digital photographs and feed this information directly into their Cabinet Vision or Cabnetware software programs.

-  alphacam
-  cabinet vision
-  cabnetware
-  jobsite companion
-  nc center

LEARN MORE

www.planitmanufacturing.com

800-280-6932 sales@planitsolutions.com

